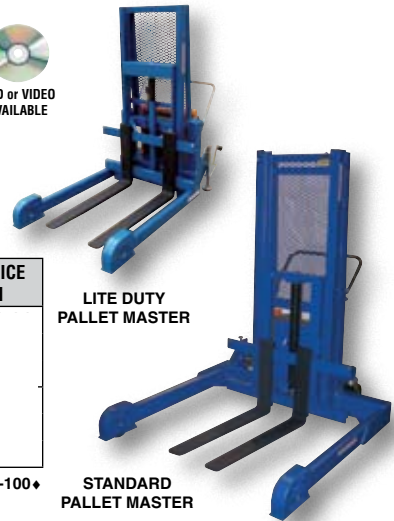


Pallet Master/Servers

Enables one person to easily move fully loaded pallets without the use of a fork truck. Unique straddle design works well with pallets and skids with and without an understructure. Ideal for loading and unloading semi-trailers. 12V DC power standard with on-board charger. Push buttons to raise and lower lift are located on power unit. Hand control on coil cord standard. Key-operated ON/OFF control for better security is built into the power unit. All welded steel construction. Each fork is 4"W x 36"L. Lowered height is 3". Unit moves easily with two rigid and two swivel 8" phenolic casters. Floor lock standard.



MODEL NUMBER	CAPACITY (POUNDS)	DESCRIPTION	FORK SIZE (W x L)	RAISED HEIGHT	NET WT. (POUNDS)	LIST PRICE EACH
PMPS-50M	2,500	MANUAL FOOT PUMP	4" x 36"	50"	931	
PMPS-50	4,000	SPECIFY 12V DC, AC or AIR/OIL	4" x 36"	50"	1081	
PMPS-60	4,000	SPECIFY 12V DC, AC or AIR/OIL	4" x 36"	60"	1105	
LL-PMPS-50*	1,200	SPECIFY 12V DC, AC or AIR/OIL	4" x 36"	50"	860	
LL-PMPS-60*	1,200	SPECIFY 12V DC, AC or AIR/OIL	4" x 36"	60"	875	
LL-PMPS-72*	1,200	SPECIFY 12V DC, AC or AIR/OIL	4" x 36"	72"	910	

* INSIDE STRADDLE WIDTH IS ADJUSTABLE BETWEEN 30" TO 50"

DC-20/FC-100+

Counter-Balanced Pallet Master/Servers

Move pallets and skids from one workstation to another with this Counter-Balanced Stacker. Features an 18" horizontal load center and adjustable forks from 8" to 28". Standard 12V DC power lift with on-board charger. Available in AC power or Air/Oil power. Move the unit around easily on its 8" x 3" phenolic casters. Push button pendant control on an 8 foot coil cord is standard on the 12V DC and AC power units.

MODEL NUMBER	CAPACITY (POUNDS)	FORK SIZE (W x L)	SERVICE RANGE	OVERALL HEIGHT (RAISED / LOWERED)	NET WT. (POUNDS)	LIST PRICE EACH
CB-PMPS-6-50	600	4" x 36"	3" to 50"	91" to 73½"	2572	
CB-PMPS-10-50	1,000	4" x 36"	3" to 50"	91" to 73½"	3439	
CB-PMPS-6-60	600	4" x 36"	3" to 60"	101" to 83½"	2608	
CB-PMPS-10-60	1,000	4" x 36"	3" to 60"	101" to 83½"	3504	

DC-20/FC-100+



Counter-Balanced Stackers

Move small loads from one place to another without the need for oversized fork truck equipment. Counterbalance design allows the operator complete access to three sides of the load. The open front enables the forks to be next to workstation for easy loading and unloading. Standard 12V DC power lift with on-board charger. Includes counterbalance. Push buttons to raise and lower lift are located on power unit. Key-operated ON/OFF control for better security is built into the power unit.

MODEL NUMBER	CAPACITY (POUNDS)	FORK SIZE (W x L)	SERVICE RANGE	OVERALL SIZE (W x L x H)	NET WT. (POUNDS)	LIST PRICE EACH
CBS-64-1	1,000	3" x 25"	2½" to 58"	27" x 62" x 80"	1110	
CBS-76-1	1,000	3" x 25"	2½" to 76"	27" x 62" x 93"	1206	

DC-20/FC-100+



COUNTER BALANCED STACKER

Power Traction Drive System Option

Reduce worker fatigue and injury with the Portable Traction Drive Option. This factory installed option is available on portable equipment. An alternative to costly fork trucks, the PTDS includes combination throttle / direction butterfly style controller, an adjustable yoke and auto reverse emergency "belly" switch. This state of the art option allows a single operator to safely and easily move products. Power pack is 42" wide. Maximum speed is 2.5 m.p.h.

MODEL NUMBER	DESCRIPTION	NET WT. (POUNDS)	LIST PRICE EACH
PTDS	POWERED TRACTION DRIVE SYSTEM	156	

DC-20/FC-100+



COUNTER-BALANCED PALLET MASTER SERVER W/POWER TRACTION DRIVE

PALLET MASTER/SERVER & STACKER OPTIONS			
MODEL NUMBER	DESCRIPTION	NET WT. (POUNDS)	LIST PRICE EACH
PMPS-DCR	RETROFIT DRUM CARRIER ROTATOR (800# CAPACITY) (SEE PAGE 136 FOR DETAILS)	239	
PMPS-BC	BENCH TOP STYLE BATTERY CHARGER	8	
PMPS-BCI	BATTERY CHARGE INDICATOR GAUGE	1	



Basket & Skid Stackers

Transport open bottom pallets, skids, baskets, and crates with ease. Features an 18" horizontal load center and overall fork width of 37" O.D. . Available in 12V DC power (with on-board charger), AC power or Air/Oil power. Move the unit around easily on its 8" x 3" swivel phenolic rear casters. Handle height is 36". Push buttons to raise and lower 12V DC lift are located on the power unit. Hand control on coil cord standard. Key-operated ON/OFF control for better security is built into the 12V DC power unit.

MODEL NUMBER	CAPACITY (POUNDS)	DESCRIPTION	FORK SIZE (W x L)	SERVICE RANGE	NET WT. (POUNDS)	LIST PRICE EACH
PMSS-50-DC	4,000	12V DC POWER	4" x 36"	3½" to 50"	1058	
PMSS-60-DC	4,000	12V DC POWER	4" x 36"	3½" to 60"	1078	
PMSS-50-AC	4,000	115V AC POWER	4" x 36"	3½" to 50"	1078	
PMSS-60-AC	4,000	115V AC POWER	4" x 36"	3½" to 60"	1078	
PMSS-50-AIR	4,000	AIR/OIL POWER	4" x 36"	3½" to 50"	1078	
PMSS-60-AIR	4,000	AIR/OIL POWER	4" x 36"	3½" to 60"	1078	

DC-20/FC-100+



model HYS-96

Hydraulic and Winch Stackers

Safe ergonomic alternative to fork trucks at a fraction of the cost. Engineered for smooth operation and outstanding durability, the Hydraulic Stackers handle the following applications: lift and transport skids, bales, and baskets; load/unload trucks, stock shelves, handle dies, molds, or pallets. By combining a power lift with an easy to operate manual push, these Hydraulic Stackers are perfect for maneuvering in tight or congested areas. Complete with on-board charger. Features: 24" horizontal load center, adjustable straddle legs (34" to 50" I.D.), and adjustable forks 6" to 24" (O.D.). 6" swivel phenolic rear casters and 4" phenolic front wheels are standard.

The Compact Winch Stacker is a less expensive ergonomic alternative for lifting pallets of all sizes. This compact unit is perfect for loading/unloading trucks where docks are not available. Features include: safety cage, adjustable straddle legs (34" to 50" I.D.), winch with an automatic braking system, a floor brake to secure unit in place, adjustable forks (6" to 24" O.D.) and 4" swivel phenolic casters/4" phenolic front wheels.

model CWS-60

MODEL NUMBER	OPERATION	SERVICE RANGE	CAPACITY (POUNDS)	OVERALL SIZE (W x L x H)	NET WT. (POUNDS)	LIST PRICE EACH
HYS-60	12V DC	3" to 60"	1,500	40"-56" x 58" x 70"	688	
HYS-96	12V DC	3" to 96"	1,500	40"-56" x 58" x 69"	855	
HYS-144	12V DC	3" to 144"	1,500	40"-56" x 65" x 93½"	925	
CWS-60	HAND WINCH	3" to 60"	750	40"-56" x 50" x 70"	408	

DC-20/FC-175




HAND CRANK

Manual Work Positioners

These lightweight lifts are designed to take the strain out of any lifting job. Ideal for use in narrow aisles and confined spaces. Platform height is adjustable with a manual hand winch.

An auto brake system allows for controlled lowering. Quick change attachments available - contact factory for details.



MODEL NUMBER	PLATFORM SIZE (W x L)	SERVICE RANGE	CAPACITY (POUNDS)	NET WT. (POUNDS)	LIST PRICE EACH
MWP-220	18½" x 23½"	5¼" to 59"	220	105	
MWP-440	18½" x 23½"	5¼" to 59"	440	155	
MWP-VBLK		V BLOCK ATTACHMENT		17	
MWP-RR		REEL ROTATOR ATTACHMENT		25	
MWP-DSPIN		DOUBLE SPINDLE ATTACHMENT		11	
MWP-SPIN		SINGLE SPINDLE ATTACHMENT		7	

DC-25/FC-92.5



New

Versatile Quicklifts

An economical alternative DC powered lift. Ideal for light industrial or commercial applications. Features durable belt over pulley design. This lifter has a high service range and four swivel casters to provide great versatility and convenience. White high density (HDPE) plastic platform is scratch resistant, easy to clean, and retains an attractive appearance. Just 18 seconds for the 57" platform travel. Top wheels facilitate loading into a pick-up or van. Tool tray and remote battery charger is standard.

MODEL NUMBER	PLATFORM SIZE (W x L)	CAPACITY (POUNDS)	SERVICE RANGE	OVERALL SIZE (W x L x H)	CASTERS FRONT/BACK	NET WT. (LBS.)	LIST PRICE EACH
PEL-33	20½" x 18"	330	5-1/8" to 62"	20½" x 33" x 73½"	3" / 4"	128	
PEL-S			SINGLE SPINDLE			7	
PEL-DS			DOUBLE SPINDLE			11	

DC-25/FC-92.5

DC Powered Quick Lifts

Quiet, lightweight units transport and position loads quickly with just the push of a button. Battery operated. High density polyethylene platform makes these lifts ideal for clean room operations. 9" horizontal load center. Features low profile design for maneuvering in narrow aisles and confined spaces. Poly casters; two swivel and two swivel-locking are standard on all units with the exception of the PEL-400 units. The PEL-400 comes standard with rigid front wheels and swivel rear wheels with locks. 24V battery and 110V AC charger. Powder coat blue finish. A detachable handheld control with coil cord for remote operation is optional. The optional Programmable Height Indexing option allows you to preset multiple working heights at the touch of a button.



MODEL NUMBER	PLATFORM SIZE (W x L)	CAPACITY (POUNDS)	SERVICE RANGE	CASTER SIZE	NET WT. (POUNDS)	LIST PRICE EACH
STEEL QUICK LIFTS						
PEL-88	24" x 19"	175	5½" to 57"	3"	225	
PEL-100	24" x 19"	125	5½" to 72"	3"	230	
PEL-400-57	24" x 20"	400	6½" to 57"	4"	440	
PEL-400-72	24" x 20"	400	6½" to 72"	4"	460	
ALUMINUM QUICK LIFTS						
PEL-88A	24" x 19"	175	5½" to 57"	3"	150	
PEL-100A	24" x 19"	125	5½" to 72"	3"	226	
DC POWERED QUICK LIFT OPTIONS						
PEL-88-AC	OPTIONAL 115V AC POWER OPTION					
PEL-400-AC	OPTIONAL 230V AC POWER OPTION					
PEL-88-AC/DC	OPERATES ON EITHER 24V DC BATTERY OR 115V 1 PHASE					
PEL-400-AC/DC	OPERATES ON EITHER 24V DC BATTERY OR 230V 1 PHASE					
PEL-HC	DETACHABLE HAND PENDANT CONTROL					
PEL-INDEX	PROGRAMMABLE HEIGHT INDEXING					



Programmable Index, model PEL-INDEX



Standard Push Button Control Panel



110V AC Charger



Detachable Hand Control, model PEL-HC

DC-25/FC-92.5

Hand Winch Lift Trucks


Compact lift trucks are designed to lift material to and from shelves, move office equipment, and install ceiling/wall appliances. Constructed of durable steel-and-aluminum. The rugged 4" wide by 1¾" thick steel forks measure 20½" wide by 22" long overall. Operated by a hand-crank winch that features a reversible handle and a hold-down device for securing the carriage during transport. Forks can be inverted to provide two different heights. Two 8" non-marking rear wheels, two 2" front swivel casters.

MODEL NUMBER	CAPACITY (POUNDS)	LOWERED HEIGHT	RAISED HEIGHT FORKS DOWN/UP	OVERALL SIZE (W x L x H)	NET WT. (LBS.)	LIST PRICE EACH
STANDARD DESIGN (Fixed Straddle Width: 13" (I.D.) and 21½" (O.D.))						
A-LIFT-R	500	3½" / 23½"	47" / 67"	24" x 35" x 68"	136	
A-LIFT-R-HP	400	3½" / 23½"	97" / 117"	24" x 35" x 68"	140	
STRADDLE DESIGN (Adjustable Straddle Width: 21½" to 36" (I.D.) and 29" to 44" (O.D.))						
A-LIFT-S	500	1¼" / 21¼"	47" / 67"	29" x 43" x 68"	140	
A-LIFT-S-HP	400	1¼" / 21¼"	97" / 117"	29" x 43" x 68"	145	
A-LIFT-S-EHP	350	1¼" / 21¼"	118" / 142"	29" x 43" x 79"	154	
COUNTERBALANCE DESIGN						
A-LIFT-CB	500	2" / 21¼"	47" / 67"	29" x 47" x 68"	396	
A-LIFT-CB-HP	400	2" / 21¼"	97" / 117"	29" x 47" x 68"	418	
A-LIFT-CB-EHP	350	2" / 21¼"	118" / 142"	29" x 47" x 79"	449	
OPTIONS						
A-LIFT-DK	DECK PLATFORM (not used with CB units)				25	
A-LIFT-PN	10" PNEUMATIC REAR WHEELS (not used with CB units)				20	



STRADDLE DESIGN model A-LIFT-S

STANDARD DESIGN model A-LIFT-R



New
COUNTERBALANCED DESIGN model A-LIFT-CB

DC-25/FC-92.5

Portable Worksite Lift

Ideal for positioning loads where they are needed. Includes a lifting platform and an overhead lifting boom for unique applications. Features manual hand crank cable winch with hook. Portability is easy with 8" x 2" phenolic swivel casters and push handle. Unit knocks-down in two pieces - base and upright. Ideal for storage in tight places and for transportation in the back of a vehicle. Welded steel construction with painted finish. Capacity 500 pounds. Distance between front outriggers is 28".

MODEL NUMBER	OVERALL SIZE (W x L x H)	PLATFORM SIZE (W x L)	PLATFORM SERVICE RANGE	BOOM SERVICE RANGE	BOOM REACH	NET WT. (POUNDS)	LIST PRICE EACH
LIFTER-2	35" x 44" x 91"	20½" x 20"	16" to 71"	0" to 81"	22½"	310	



DC-20/FC-92.5



LLW-202058-FW

LLH-202053-FW




ALLW-2020-FW

ALLW-2420-4SFL



ALLPW-500-FW

LLPW-500-FW



LLPH-500-4SFL

LLCB-202058



Lite Load Lifts

Lift and transport loads from delivery trucks to docks, or use to inventory items on storage systems. Easy to operate, lifts are available in steel or aluminum construction. Units roll smoothly on 6" x 2" mold-on-rubber rear wheels with 2" semi steel front wheels. Four swivel wheels and floor lock are standard on units with the suffix (-4SFL). Located on the handle are two rollers to ease loading into delivery trucks. The platform lifts approximately 1" per winch rotation or foot pump stroke. Horizontal load center is 10". Low Profile units have a deck height of 1/4" with 2" high side lips.

LITE LOAD LIFTS

MODEL NUMBER	DESCRIPTION	PLATFORM SIZE (W x L)	SERVICE RANGE	CAPACITY (POUNDS)	NET WT. (POUNDS)	LIST PRICE EACH
STEEL CONSTRUCTION						
LLW-202058-FW	WINCH	20" x 20"	3/4" to 58"	500	145	
LLW-242060-4SFL	WINCH	24" x 20"	6/4" to 59"	500	212	
LLH-202053-FW	FOOT PUMP	20" x 20"	3/4" to 53"	500	139	
LLH-242056-4SFL	FOOT PUMP	24" x 20"	6/4" to 57"	500	194	
ALUMINUM CONSTRUCTION						
ALLW-2020-FW	WINCH	20" x 20"	3/4" to 58"	400	130	
ALLW-2420-4SFL	WINCH	24" x 20"	6/4" to 59"	400	145	
ALLH-2020-FW	FOOT PUMP	20" x 20"	3/4" to 53"	400	130	
ALLH-2420-4SFL	FOOT PUMP	24" x 20"	6/4" to 57"	400	145	

DC-25/FC-92.5

LOW PROFILE LITE LOAD LIFTS

MODEL NUMBER	DESCRIPTION	PLATFORM SIZE (W x L)	SERVICE RANGE	CAPACITY (POUNDS)	NET WT. (POUNDS)	LIST PRICE EACH
STEEL CONSTRUCTION						
LLPW-500-FW	WINCH	20" x 20"	1/4" to 55"	500	176	
LLPW-500-4SFL	WINCH	20" x 20"	1/4" to 58"	500	200	
LLPH-500-FW	FOOT PUMP	20" x 20"	1/4" to 50"	500	180	
LLPH-500-4SFL	FOOT PUMP	20" x 20"	1/4" to 50"	500	205	
ALUMINUM CONSTRUCTION						
ALLPW-500-FW	WINCH	20" x 20"	1/4" to 55"	400	48	
ALLPW-500-4SFL	WINCH	20" x 20"	1/4" to 58"	400	91	
ALLPH-500-FW	FOOT PUMP	20" x 20"	1/4" to 50"	400	46	
ALLPH-500-4SFL	FOOT PUMP	20" x 20"	1/4" to 50"	400	89	

DC-25/FC-92.5

LITE LOAD LIFT OPTIONS

MODEL NUMBER	DESCRIPTION	NET WT. (POUNDS)	LIST PRICE EACH
LLW-FL	FLOOR LOCK, HAND OPERATED	11	
LLH-DSP	2 SPEED FOOT PUMP WITH FLOW CONTROL & PRESSURE RELIEF	---	

DC-25/FC-70

COUNTER-BALANCED LITE LOAD LIFT (STEEL) (Includes weight counter-balance)

MODEL NUMBER	DESCRIPTION	PLATFORM SIZE (W x L)	SERVICE RANGE	CAPACITY (POUNDS)	NET WT. (POUNDS)	LIST PRICE EACH
LLCB-202058	WINCH	20" x 20"	3/2" to 59"	300	475	

CAPACITY OF 300 LBS. IS BASED ON A 10" HORIZONTAL LOAD CENTER

DC-25/FC-92.5

Fully Portable Aluminum Load Lifter

Ideal for the traveling salesperson as well as service and installation crews. Weighs a modest 59 pounds, yet safely lifts and positions up to 220 pounds. Stores easily in a truck or a car. Rolls smoothly on 4" x 2 1/2" rear swivel casters and 3" x 1" front wheels. The overall size of the unit is 22 3/4" W x 30 3/4" L x 55" H.

MODEL NUMBER	PLATFORM SIZE (W x L)	SERVICE RANGE	LOAD CENTER	STRADDLE WIDTH	NET WT. (POUNDS)	LIST PRICE EACH
KLIFT-220	21 3/4" x 19 3/4"	6 1/2" to 47"	9 3/4"	21 1/2"	59	


DC-20/FC-100+

Hefti-Lifts

User-friendly portable hydraulic lifts provide reliable, powerful lifting when moving and positioning loads. Economical and attractive, they're ideal for commercial or industrial uses. Includes removable chrome platform for operations requiring forks. Manual hydraulic foot pump yields 3/4" of platform travel per stroke. Nonslip chain is used for accurate positioning. Units roll easily on two rigid and two swivel polyurethane casters and include a foot operated brake. Not for use with pallets. All welded steel construction with chrome platform and uprights. Each fork is 4 1/2"W x 2 1/2"H, the fork length is the same as the platform length. Overall fork width is 22".

MODEL NUMBER	PLATFORM SIZE (W x L)	SERVICE RANGE	CAPACITY (POUNDS)	OPERATION	NET WT. (POUNDS)	LIST PRICE EACH
HYD-5	23" x 24"	3 1/2" to 44"	880	FOOT PUMP	245	
HYD-10	23" x 24"	3 1/2" to 59"	880	FOOT PUMP	275	
HYD-15	23" x 31 1/2"	3 1/2" to 63"	1,500	FOOT PUMP	420	
HYD-10-DC	23" x 24"	3 1/2" to 59"	880	12V DC POWER	440	
EXTENDED PLATFORM						
HYD-5-EP	23" x 40"	3 1/2" to 44"	400	FOOT PUMP	276	
HYD-10-EP	23" x 40"	3 1/2" to 59"	300	FOOT PUMP	320	
STAINLESS STEEL CONSTRUCTION						
HYD-5-SS	23" x 24"	3 1/2" to 44"	880	FOOT PUMP	245	

OPTIONAL HAND RELEASE, MODEL H-RELEASE, \$38.00 LIST



model HYD-5




model HYD-5-EP



DVD or VIDEO AVAILABLE



model HYD-10-DC



model H-RELEASE

Combination Hand Pump and Electric Stacker

An economical alternative DC powered lift stacker. Ideal for maintenance and commercial applications. 1500 watt motor, 40 amp battery and 10 amp charger. Individual forks are 6" wide.

MODEL NUMBER	OVERALL FORK SIZE (W x L)	LOWERED HEIGHT	RAISED HEIGHT	CAPACITY (POUNDS)	NET WT. (LBS.)	LIST PRICE EACH
SE/HP-63**	26 3/4" x 42"	3-11/32"	63"	2,000	750	
SE/HP-98**	26 3/4" x 42"	3-11/32"	98"	2,000	850	
SE/HP-118**	26 3/4" x 42"	3-11/32"	118"	2,000	990	

DC-25/FC-92.5



SKID ONLY**

series SE/HP



Compact Powered Drive Lift

Counter balance design is ideal for die loading or machine feeding. Also ideal for loading and unloading trucks. Powered by a 700 watt driving motor and a 2000 watt lifting motor. 15 amp charger. Individual forks are 3-1/8" wide.

MODEL NUMBER	OVERALL FORK SIZE (W x L)	LOWERED HEIGHT	RAISED HEIGHT	CAPACITY (POUNDS)	NET WT. (POUNDS)	LIST PRICE EACH
S-CB-118	23-5/8" x 30"	1-3/16"	118"	1,000	1800	

DC-25/FC-92.5



model S-CB-118



SKID** & PALLETS



Stacker with Powered Drive and Powered Lift

Transport loads throughout warehouse facilities quickly and with less effort. This powered drive stacker operates smoothly on concrete floors. Individual forks are 6" wide.

MODEL NUMBER	OVERALL FORK SIZE (W x L)	LOWERED HEIGHT	RAISED HEIGHT	CAPACITY (POUNDS)	NET WT. (POUNDS)	LIST PRICE EACH
FIXED FORKS / ADJUSTABLE SUPPORT LEGS (works with pallets & skids)						
S-62-FA	26 3/4" x 42"	3-11/32"	62"	2,000	970	
ADJUSTABLE FORKS / ADJUSTABLE SUPPORT LEGS (works with pallets & skids)						
S-62-AA	26 3/4" x 42"	3-11/32"	62"	2,000	990	
FIXED FORKS OVER FIXED SUPPORT LEGS (works with skids only)						
S-62-FF**	26 3/4" x 42"	3-11/32"	62"	2,000	950	

DC-25/FC-92.5

model S-62-FF



model SL-63-FF

Stacker with Powered Lift

Raise and lower loads quickly and easily with this highly efficient, durable lift. Manual push operation with powered lift. Powered with a 24V battery, includes charger. 135 amp battery.

MODEL NUMBER	OVERALL FORK SIZE (W x L)	LOWERED HEIGHT	RAISED HEIGHT	CAPACITY (POUNDS)	NET WT. (POUNDS)	LIST PRICE EACH
ADJUSTABLE FORKS / ADJUSTABLE SUPPORT LEGS (works with pallets & skids)						
SL-63-AA	26 3/4" x 42"	3-11/32"	63"	2,000	870	
SL-118-AA	26 3/4" x 42"	3-11/32"	118"	2,000	1070	
SL-137-AA	26 3/4" x 42"	3-11/32"	137"	2,000	1140	
FIXED FORKS OVER FIXED SUPPORT LEGS (works with skids only)						
SL-63-FF**	26 3/4" x 42"	3-11/32"	63"	2,000	830	
SL-118-FF**	26 3/4" x 42"	3-11/32"	118"	2,000	1020	

DC-25/FC-92.5



SKID** & PALLETS





model HYDRA-4

model HYDRA-HD


model HYDRA-2

Hydra Carts

Transport loads in the lowered position and maneuver work materials without the use of a fork truck. Safe and easy one person handling of loads up to 1,000 pounds. An efficient way to unload heavy objects from semi trailers. Rugged steel construction for years of service. Dependable precision built hydraulic system is activated by easy action foot lever. Steel construction.

MODEL NUMBER	PLATFORM SIZE (W x L)	SERVICE RANGE	CAPACITY (POUNDS)	NET WT. (POUNDS)	LIST PRICE EACH
HYDRA-2	20" x 16"	0 to 52"	750	240	
HYDRA-4	20" x 22"	5½" to 52"	750	260	
HYDRA-HD	24" x 22"	5½" to 55"	1,000	299	

DC-25/FC-92.5+



model HYDRA-AF-18
O.D. of forks 6" to 22"



DVD or VIDEO AVAILABLE



model HYDRA-H
Shown attached to HYDRA-HD



HYDRA CART OPTIONS

MODEL NUMBER	DESCRIPTION	LIST PRICE EACH
HYDRA-AF-18	3" WIDE BY 18" LONG FORKS	
HYDRA-H	HAND CRANK WINCH AND HOOK OPTION	
HYDRA-FL	FLOOR LOCK	



Portable Hand Winch Lifter

This lift is easy to maneuver with its 4" x 1" wheels, two rigid, two locking swivel. Features a removable platform for increased versatility. Platform size is 20" wide by 20" long. The handle length on the hand crank may be adjusted to increase or decrease lifting/lowering speeds. Lifts 2½" per rotation. The forks measure 19¾" long. Capacity 330 pounds.

MODEL NUMBER	OVERALL SIZE (W x H)	SERVICE RANGE	OPERATION	NET WT. (POUNDS)	LIST PRICE EACH
HWL-330	20½" x 58"	3" TO 43½"	HAND WINCH	110	

DC-25/FC-92.5



"L" shaped holding bracket



"T" shaped holding bracket




Adjustable Box Stacker

The Adjustable Box Stacker is specially designed for transporting, stacking, and lifting plastic crates and similar types of containers. All models are compact and light weight. Both fork width and box clamps are adjustable to fit different size boxes and containers. All box clamps are rubber coated for extra grip. Capacity is 380 pounds.

MODEL NUMBER	FORK LENGTH	SERVICE RANGE	OPERATION	NET WT. (POUNDS)	LIST PRICE EACH
ABS-130	19½"	2¾" to 42¼"	FOOT PUMP	156	

DC-25/FC-92.5



model PS-4045




DVD or VIDEO AVAILABLE



Adjustable Pallet Stands

The Adjustable Height Pallet Stand is designed to manually adjust to three different ergonomic working heights. Unit includes a three position manual adjusting bar with spring assist to help raise and lower the deck. The Pallet Stand must be empty when adjusting the height. Unit is welded steel construction and painted blue. Optional bolt on manual carousel also available, PS-4045-CA. (Carousel is 40" diameter x 2" tall and rotates 360°)



model PS-4045-CA

MODEL NUMBER	PLATFORM SIZE (W x L)	CAPACITY (POUNDS)	LOWERED HEIGHT	FIRST SETTING	SECOND SETTING	THIRD SETTING	NET WT. (LBS.)	LIST PRICE EACH
PS-4045	40" x 42"	5,000	10"	20¼"	30½"	35¼"	224	
PS-4045-CA	40" x 42"	4,000	12¼"	22½"	32¾"	37½"	320	
PS-CK+	*CASTER KIT 6" x 2" PHENOLIC (2) RIGID (2) SWIVEL W/BRAKE						35	

*FACTORY INSTALLED ONLY. CONTACT FACTORY FOR HEIGHT SETTINGS WITH CASTERS.
+CAPACITY IS 1,500 LBS. / DO NOT MOVE WHEN LOADED.

DC-25/FC-70