


Laminated Dock Bumpers

Laminated style dock bumpers provide durable, economical protection for your loading dock and trailers. Units are constructed of fabric reinforced rubber from recycled truck tires. Pads are laminated between painted structural angles and held together with 3/4" steel tie rods. Installation is quick and easy by bolting or welding units to the dock. Width is bolt hole center to bolt hole center. Bolt holes are 13/16" in diameter. Installation hardware available separately, see below. Recommended installation with laminated pads in vertical position as shown.



HORIZONTAL BUMPER TYPE A

VERTICAL BUMPER TYPE B

ANGLE FLAT BUMPER TYPE C

4.5" PROJECTION LAMINATED DOCK BUMPERS					
TYPE	MODEL NUMBER	OVERALL SIZE (H x W x P)	SHIPS VIA	NET WT. (LBS.)	LIST PRICE EACH
A	1012-4.5	10" x 12" x 4 1/2"	UPS	29	
A	1014-4.5	10" x 14" x 4 1/2"	UPS	32	
A	1018-4.5	10" x 18" x 4 1/2"	UPS	36	
A	1024-4.5	10" x 24" x 4 1/2"	UPS	47	
A	1030-4.5	10" x 30" x 4 1/2"	UPS	60	
A	1036-4.5	10" x 36" x 4 1/2"	UPS	72	
A	1096-4.5*	10" x 96" x 4 1/2"	TRUCK	216	
A	1212-4.5	12" x 12" x 4 1/2"	UPS	30	
A	1214-4.5	12" x 14" x 4 1/2"	UPS	35	
A	1218-4.5	12" x 18" x 4 1/2"	UPS	42	
A	1224-4.5	12" x 24" x 4 1/2"	UPS	57	
A	1230-4.5	12" x 30" x 4 1/2"	UPS	66	
A	1236-4.5	12" x 36" x 4 1/2"	UPS	85	
A	1296-4.5*	12" x 96" x 4 1/2"	TRUCK	333	
A	624-4.5	6" x 24" x 4 1/2"	UPS	32	
A	636-4.5	6" x 36" x 4 1/2"	UPS	45	
C	1014-4.5F	10" x 14" x 4 1/2"	UPS	32	
C	1214-4.5F	12" x 14" x 4 1/2"	UPS	36	
B	V-1120-4.5	20" x 11" x 4 1/2"	UPS	48	
B	V-1124-4.5	24" x 11" x 4 1/2"	UPS	57	
B	V-1130-4.5*	30" x 11" x 4 1/2"	TRUCK	72	
B	V-1136-4.5*	36" x 11" x 4 1/2"	TRUCK	86	


*DIMENSIONS REFLECT RUBBER PORTION ONLY

DC-25/UPS/FC-55

6" PROJECTION LAMINATED DOCK BUMPERS					
TYPE	MODEL NUMBER	OVERALL SIZE (H x W x P)	SHIPS VIA	NET WT. (LBS.)	LIST PRICE EACH
A	1012-6	10" x 12" x 6"	UPS	32	
A	1014-6	10" x 14" x 6"	UPS	35	
A	1018-6	10" x 18" x 6"	UPS	40	
A	1024-6	10" x 24" x 6"	UPS	62	
A	1030-6	10" x 30" x 6"	UPS	73	
A	1036-6	10" x 36" x 6"	UPS	84	
A	1212-6	12" x 12" x 6"	UPS	36	
A	1214-6	12" x 14" x 6"	UPS	46	
A	1218-6	12" x 18" x 6"	UPS	55	
A	1224-6	12" x 24" x 6"	UPS	66	
A	1230-6	12" x 30" x 6"	UPS	87	
A	1236-6	12" x 36" x 6"	TRUCK	105	
A	1296-6*	12" x 96" x 6"	TRUCK	280	
B	V-1120-6	20" x 11" x 6"	TRUCK	68	
B	V-1124-6	24" x 11" x 6"	TRUCK	82	
B	V-1130-6*	30" x 11" x 6"	TRUCK	105	
B	V-1136-6*	36" x 11" x 6"	TRUCK	127	

*DIMENSIONS REFLECT RUBBER PORTION ONLY

DC-25/UPS/FC-55



TYPE A

TYPE B

TYPE C


Specialty Molded Dock Bumpers

- High Impact Resistance
- Will Not Warp, Rust, Rot or Harden

Manufactured from fiber reinforced prime rubber containing nylon and polyester. These molded bumpers are built to endure years of abusive pounding. All units have pre-drilled countersunk mounting holes for easy installation. Units are drilled to accept 3/4" anchor bolts. Plastic face bumper, model B-1213-4PF, features two piece construction fully assembled and ready for installation.

TYPE	MODEL NUMBER	DESCRIPTION	NET WT. (LBS.)	LIST PRICE EACH
A	B-1224-3	24"W x 12"H x 3"P - RECTANGULAR SHAPED BUMPER	33	
A	B-1224-6	24"W x 12"H x 6"P - RECTANGULAR SHAPED BUMPER	55	
B	T-22	22"W x 22"H x 3"P - T-SHAPED MOLDED BUMPER	43	
C	B-1213-4	12"W x 13"H x 4"P - MOLDED BUMPER	24	
D	B-1213-4PF	12"W x 13"H x 4"P - PLASTIC FACE MOLDED BUMPER	24	
D	RF	REPLACEMENT FACE (FOR B-1213-4PF ONLY)	1	
E	L-1818-4	18"W x 18"H x 4"P - L-SHAPED MOLDED BUMPER	36	
F	B-516	16"W x 5"H x 2"P - RECTANGULAR SHAPED BUMPER	7	
G	B-818	18"W x 8"H x 2"P - RECTANGULAR SHAPED BUMPER	14	
---	B-516-SF	5"W x 16"H x 2"P - STEEL FACED MOLDED BUMPER	24	
---	B-818-SF	8"W x 18"H x 2"P - STEEL FACED MOLDED BUMPER	44	

DC-25/UPS/FC-55



TYPE D

TYPE E

TYPE F

TYPE G

Installation Hardware

Installing bumpers is no longer a chore with concrete anchor bolts. Use 4" long anchors with Laminated Bumpers and 6" long anchors for Molded Bumpers. Sold individually.

MODEL NUMBER	CONCRETE ANCHOR BOLTS SIZE & BUMPER IT ACCOMMODATES	NET WT. (LBS.)	LIST PRICE EACH
AS-344	LAMINATED BUMPERS, 3/4" x 4"	1	
AS-346	MOLDED BUMPERS, 3/4" x 6"	1	
AS-584	EXTRUDED BUMPERS, 5/8" x 4"	1	
BIT-3/4	MASONRY BIT 3/4" DIAMETER	1	

DC-25/UPS



48 Hours to Ship



Trailer Crane Bumpers

• Resist Abrasion, Impact, Wear and Corrosion • Impervious to Weather Damage
 Manufactured from fiber reinforced prime rubber containing nylon and polyester. All models have pre-drilled, countersunk mounting holes for easy installation. Bolt hole diameter is 1/2" with the exception of model TB-90 at 3/4". Order installation hardware separately.

MODEL NUMBER	WIDTH	LENGTH	PROJECTION	NET WT. (LBS.)	LIST PRICE EACH
TB-10	2 1/2"	6"	3 1/2"	2	
TB-20	3 1/2"	6"	3 1/2"	4	
TB-70	2 1/4"	16"	2"	5	
TB-90	5 1/4"	8"	3 1/2"	6	

DC-25/UPS/FC-55

Extruded Bumper Stops

• Protect Vehicles in Parking Lots and Trucks at Docks • Use Vertically or Horizontally
 Ideal for building and machinery protection. Bumper Stops are excellent for protecting vehicles when parking places are located next to building walls. Made of strong, durable, high impact resistant solid rubber. Easy installation either horizontally or vertically. Accepts a 3/8" flat head anchor bolt. Order installation hardware separately.

MODEL NUMBER	WIDTH	LENGTH	PROJECTION	NET WT. (LBS.)	LIST PRICE EACH
BS-12	5 1/2"	12"	1 1/4"	4	
BS-18	5 1/2"	18"	1 1/4"	5	
BS-24	5 1/2"	24"	1 1/4"	7	
BS-36	5 1/2"	36"	1 1/4"	11	

DC-25/UPS/FC-55

Hardened Molded Bumpers

• High Impact Resistance • Immune to all Weather Conditions
 These pre-drilled bumpers are constructed of fiber reinforced rubber containing nylon and polyester. Steel reinforcement rings are molded into each bumper for installation. Uses 3/4" anchor bolts. Sold individually. Order installation hardware separately.

MODEL NUMBER	WIDTH	LENGTH	PROJECTION	NET WT. (LBS.)	LIST PRICE EACH
DBE-10-1	4 1/2"	10"	3"	7	
DBE-20-1	4 1/2"	20"	3"	14	
DBE-30-1	4 1/2"	30"	3"	20	

DC-25/UPS/FC-55

Pallet Cargo Decker

• Reduce Freight Damage • Increase Trailer Load Volume • Protect Delicate Freight
 Optimize your trailer space with Pallet Cargo Decker. Fits into your standard semi-trailers. Holds boxes, pallets and other bulky freight up to 5,000 pounds. Wood platform not included.

MODEL NUMBER	DESCRIPTION	OVERALL SIZE (W x H x D)	NET WT. (LBS.)	LIST PRICE EACH
PCD-92	SINGLE	90" x 57" x 48"	144	
PCD-92D	DOUBLE	90" x 57" x 48"	228	
PCD-92DS	DOUBLE WITH SIDES	90" x 57" x 48"	253	
PCD-92DSB	DOUBLE W/SIDES & BACK	90" x 57" x 48"	287	
PCD-STL	OPTIONAL STEEL PLATFORM		150	

DC-25/UPS/FC-60

Magnetic Push Sweepers

- Pick up spilled nails, tacks and metal shavings quickly and easily
- Clean up workstations, garages, or machine shops quickly

Type A - Economical Manual Push Sweeper


Powerful magnets, quick release and improved adjustable wheel brackets make the best magnet around even better. Comes with 7" diameter wheels and a stainless steel magnetic box for easy clean up. The 30" long handle folds up easy for storage.

Type B - Heavy-duty Drop Lever Pan

Easy to use Push Magnet features stainless steel face plates. Deep permanent magnetic field never needs recharged. Features a 30" long steel handle with an easy to use hand release.


TYPE	MODEL NUMBER	REMOVAL PROCESS	SWEEP WIDTH	OVERALL WIDTH	NET WT. (LBS.)	LIST PRICE EACH
A	MPS-30	MANUAL	30"	34"	24	
B	MPS-24	DROP LEVER PAN	24"	28"	48	

DC-20/UPS/FC-100



TYPE A
MANUAL PUSH SWEEPER

TYPE B
DROP LEVER PAN



model PCD-92
DOUBLE UNITS FEATURE
A CENTER SHELF