

Parallel



Versatility and value, all in one.



Parallel is the complete system that meets your needs for privacy and organization. It changes with your business. It stretches your budget now, and can save you money later.

With Parallel, you can have it all.



Uniquely yours.

Use segmented panels in any combination to create exactly the look you want.



The complete system.

You'll find panels in every height, width and finish, in both tackable and non-tackable varieties and with or without electrical raceways. Worksurfaces are available in a vast range of sizes, shapes and configurations, including freestanding, panel-mounted and wall-mounted.

The MAXON inspirations program.

Tap the expertise of our talented designers to match fabric, laminate and paint colors for a perfectly blended look. Select from a variety of traditional, contemporary or forward palettes.

Top grade materials.

Sturdy aluminum frames and topcaps with steel raceways ensure long life and consistent color matching. Solid hardboard internal core provides rigidity and durability.

Efficiency everywhere.

Parallel workstations can be customized to fit any space and any department.



Integrated accessory rail.
These all-metal accessory rails free up desk space and promote tidiness.



Keyboard tray.
Our easy add-on keyboard trays provide adjustable height and tray angle enabling the best ergonomic fit for any worker.



Solid steel file cabinets.
These smart solutions have thick 22-gauge steel and superior quality ball bearing glides on full extension drawers. Counterbalanced, interlocking and made in the USA.



Everything in its place.

Create well-organized work-
places with your choice of
files and storage cabinets.



Variety.
Overhead cabinets and shelves, freestanding lateral files and pedestal files, storage cabinets and bookcases meet the storage needs of every department in your organization.

Integration.
All overhead and freestanding storage options are perfectly matched with MAXON paints, fabrics and laminates for a seamless look throughout the office.

Perfectly coordinated seating.
Complete your workspaces with well-priced, well-built seating from MAXON. Coordinated colors, ergonomic designs and a full range of features.

Always hardworking.

Parallel's functionality is apparent throughout. You'll wonder how you did without it.



Tasklight.
Install lighting on the underside of overhead shelves and cabinets, and deliver light where you most need it.




Wire management.
With scallops built into every worksurface, all electrical, data and phone cords are easy to access.



Desk-height power.
By design, power and data access are within arm's reach.



Open bottom panel.
This design element makes it possible to access existing power and data outlets.



Powered panels.
Electrical raceways with wiring harnesses feed power lines and data cables to workstations seamlessly from wall, floor or ceiling.

The one for all.

From reception to call-center, from workstation to executive office: Parallel is the one.



Wall-mounted versatility.
Storage units and workspaces may be mounted directly to the wall, making most efficient use of any space.

Functional finishes.
Add fabric to panels for tackability, choose laminate for cleanability, or mix in glass for visibility.

Single source solution.
Bring in doors, chairs, desks, coordinating tables and any other MAXON product for high-level function and a unified look.

Fast shipping.
Though all components are built to order, delivery time is surprisingly short. We typically ship in 3 weeks or less. You can shorten that to 4-6 business days with the MAXON QuickShip option.

Look closely.

The beauty of Parallel is in the details. The closer you look, the better it gets.


Universal Connector Post



2-Way "L" Connection 3-Way "T" Connection 4-Way "X" Connection

Easy connections.
The only connector you'll ever need, Parallel's Universal Connector Post allows 90-degree, 3-way and 4-way connections. Integrated top cap and multi-height connectors require no additional parts. Reconfigurations are a snap.

Worksurface Edge Treatments



T-Mold 3mm 3mm Wood SoftSculpt

Worksurface edges.
Durability is the key. Look for impact-resistant PVC edges on 1" surfaces, and solid color or wood-look edges on 1" surfaces. MAXON SoftSculpt™ worksurfaces feature a waterfall edge for a seamless look and enhanced ergonomics.

Overhead Cabinets



Basic Perforated Fabric Curved

Storage Pull Styles



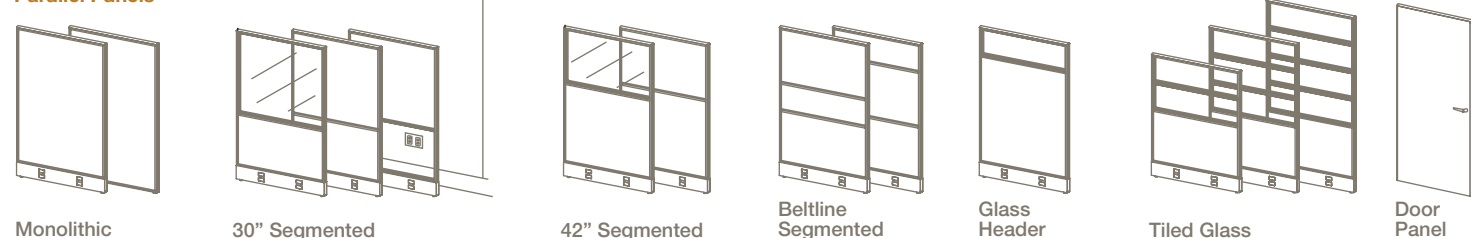
N-Pull R-Pull Standard Pull

Parallel.

The complete system.

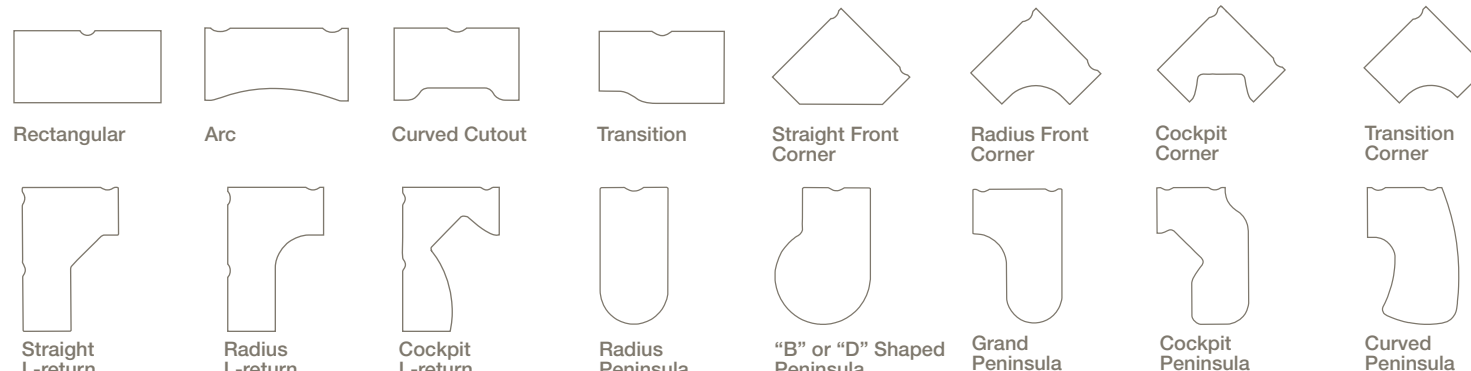
The result of a quarter-century of experience, Parallel is designed for affordability, engineered for adaptability and covered by the MAXON lifetime warranty. Count on MAXON services for rapid installation and seamless integration, on time, every time.

Parallel Panels

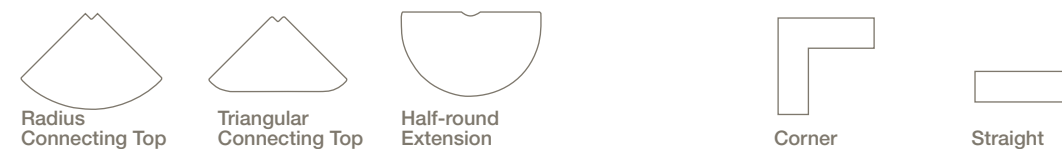


Monolithic 30" Segmented 42" Segmented Beltline Segmented Glass Header Tiled Glass Door Panel

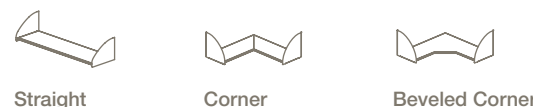
Worksurfaces



Countertops



Overhead Shelves



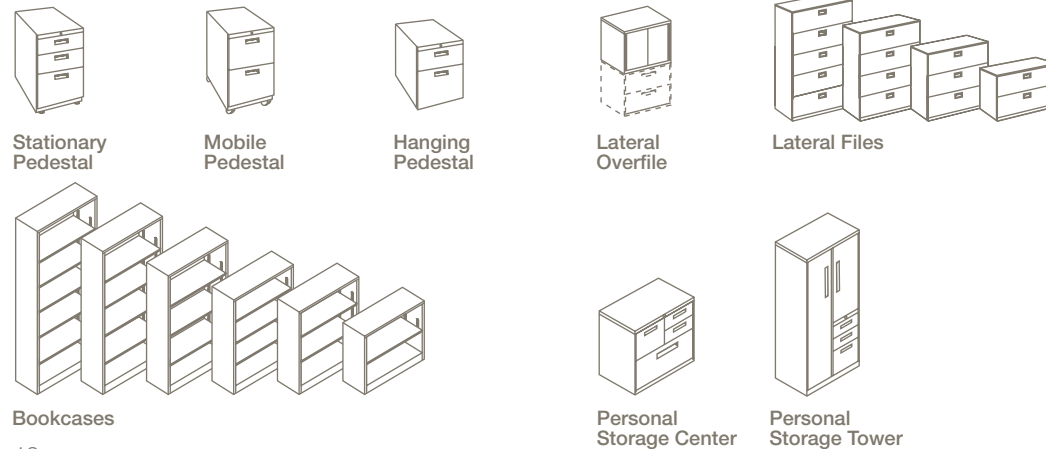
Straight Corner Beveled Corner

Overhead Cabinets



Painted Door Perforated Door Fabric Door Curved Door

Filing and Personal Storage



Stationary Pedestal Mobile Pedestal Hanging Pedestal Lateral Overfile Lateral Files Bookcases Personal Storage Center Personal Storage Tower

Accessories

- Keyboard Tray
- Keyboard Drawer
- Flat Panel Monitor Arm
- Desk-height Power & Data Receptacle
- Tasklight
- Accessory Rail & Components

We get you working fast.



Maxon Furniture Inc.
21606 86th Place South
Kent, WA 98031
www.maxonfurniture.com

P 800.876.4274
F 800.257.2635
service@maxonmail.com